

SRI GURU HARKRISHAN PUBLIC SCHOOL, DUGRI ROAD,
LDH

SUMMER BREAK ASSIGNMENTS (2025-26)

Class: UKG



Dear Parents

Greetings !!!

As already intimated, the Summer Break is scheduled from *2nd June 2025 till 5th July 2025*. Summer Vacation has always been considered to be the most desirable period looked forward by children; when they can go beyond academics and embark on a journey of fun and adventure by reading books, exercising, meditating, and channelizing one's energy in a positive manner.

The Summer Break Assignments are designed in such a way that the students will learn by doing. The parents are requested to help the students in completing all the Assignments in a neat and clean handwriting. These assignments carry weightage so it is important for everyone to deposit them immediately after the Summer Break gets over.

We wish everyone a wonderful and well deserved
filled with relaxation, fun and creating cherished

Summer Break! May it be
memories.



HAPPY SUMMER

BREAK !!!




Regards
Principal

Vowels and Consonants


vowels : a , e , i , o , u

consonants : b , c , d , f , g , h , j , k ,
l , m , n , p , q , r , s , t ,
v , w , x , y , z .

Find and color the vowels in red and consonants in green

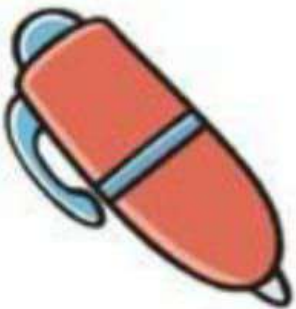


Match word with picture



cat

cap




car

pan



pen

mat




hat

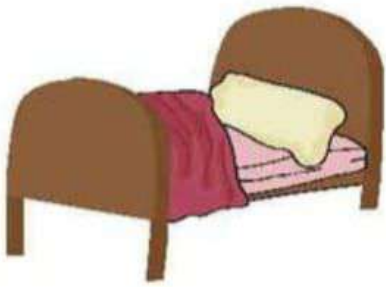
bag

van

fan



Match the Rhyming Words



bed



jar



bee



red



bug



tree



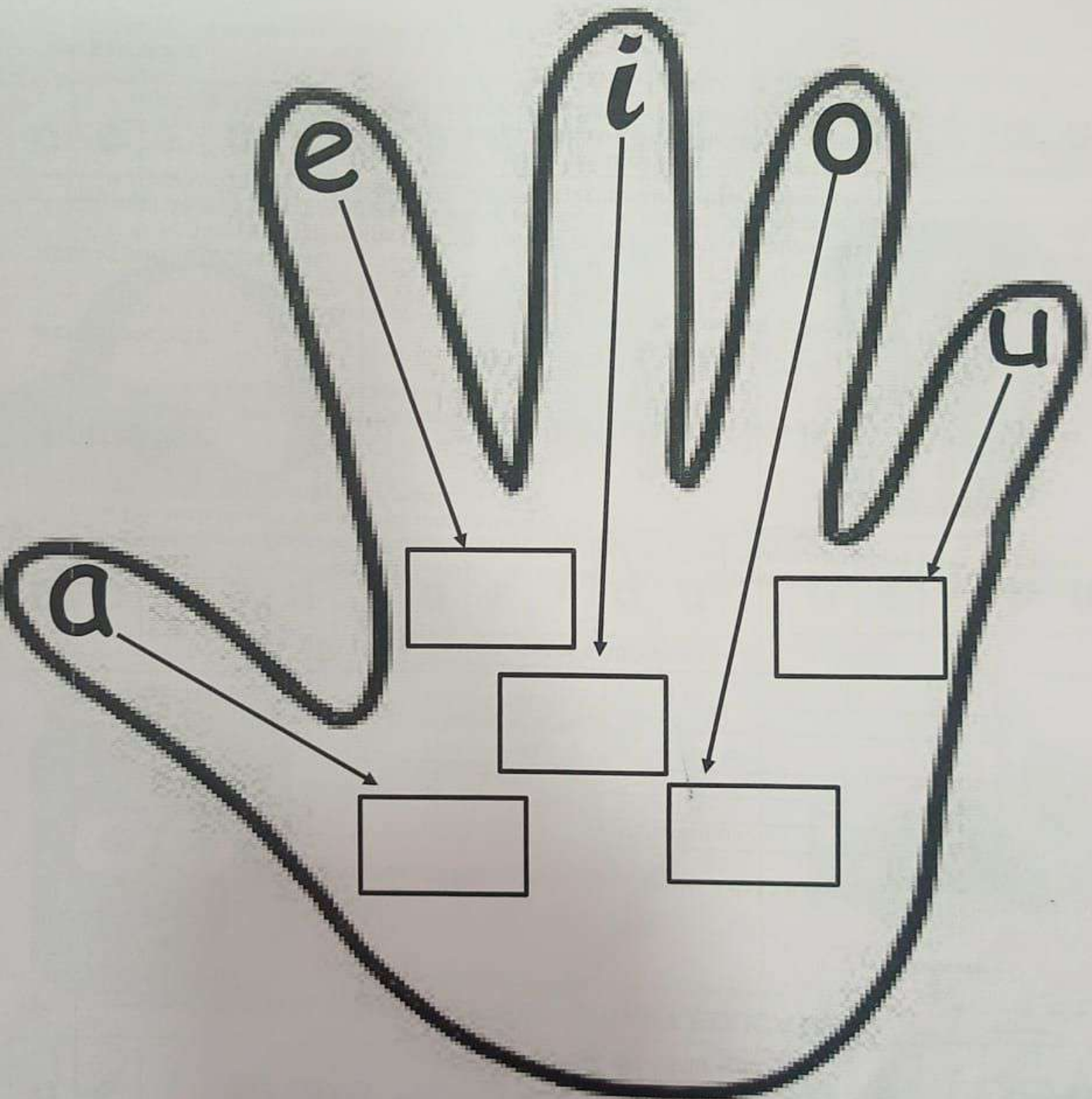
car




mug

Choose the correct word and write
in short vowel hand:-

fig , rod , dad ,
gun , ten



Colour the balloons that have vowels in them.





Counting by 2s


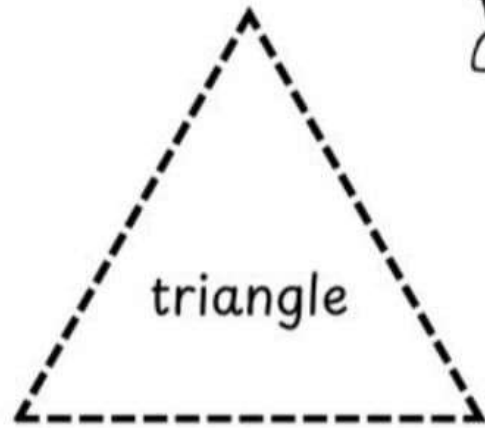
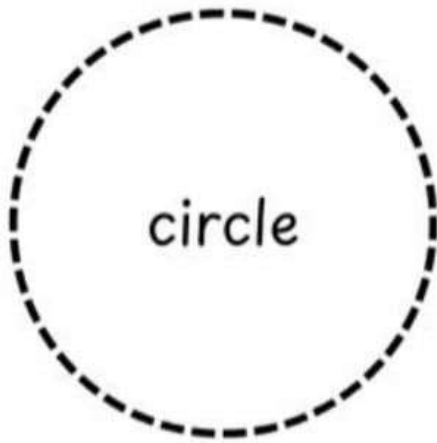
Direction: Fill in the missing numbers as you skip count by 2's.

2		6		10
12	14		18	20
	24		28	
32			38	40
42		46		50




Trace and Color

Trace and Color the 2D Shapes.







MATCH THE SHAPES


Connect the pictures to their matching shape.



Count & Write

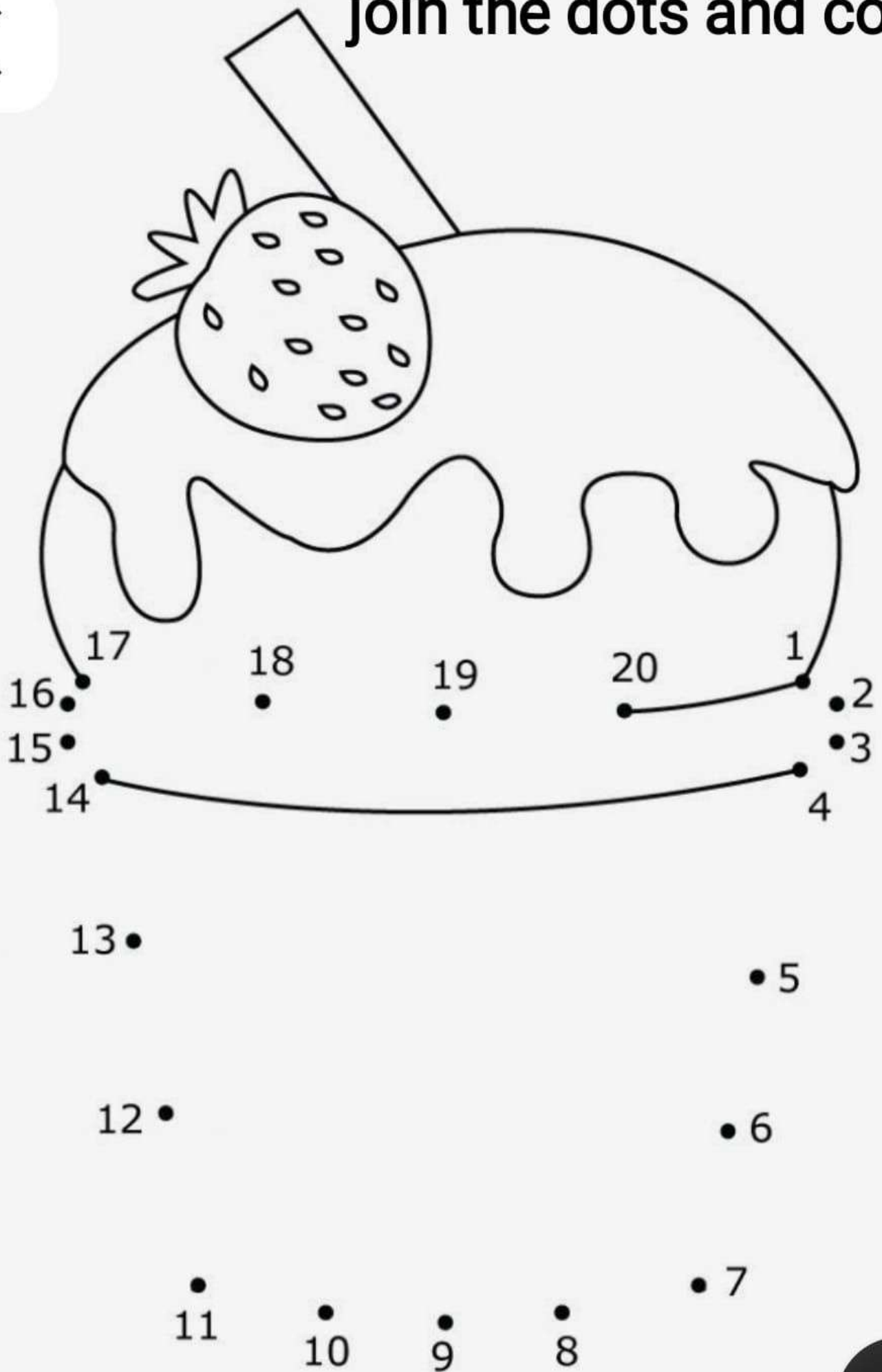


Join the dots from 1 to 20 and colour the picture.





join the dots and color



< Color the Picture

