

SRI GURU HARKRISHAN PUBLIC SCHOOL, DUGRI ROAD, LDH

SUMMER BREAK ASSIGNMENTS (2025-26)

CLASS I



Dear Parents

Greetings !!!

As already intimated, the Summer Break is scheduled from **2nd June 2025 till 5th July 2025**. Summer Vacation has always been considered to be the most desirable period looked forward by children; when they can go beyond academics and embark on a journey of fun and adventure by reading books, exercising, meditating, and channelizing one's energy in a positive manner.

The Summer Break Assignments are designed in such a way that the students will learn by doing. The parents are requested to help the students in completing all the Assignments in a neat and clean handwriting. These assignments carry weightage so it is important for everyone to deposit them immediately after the Summer Break gets over.

We wish everyone a wonderful and well deserved Summer Break! May it be filled with relaxation, fun and creating cherished memories.

HAPPY SUMMER BREAK !!!



Regards
Principal

Let me introduce myself

This is how I look

(Photograph of self)

Hi! My name is _____.

I am _____ years old.

My birthday is on _____.

I am from _____ (country).

I live in _____ (city).

I am a student of _____ (school).

There are _____ members in our family.

My father is a/an _____.

My mother is a/an _____.

My favourite subject is _____.

My favourite sport is _____.

I want to become a _____.

My hobbies are _____.

My favourite food is _____.

My favourite place is _____.

Nouns



A noun is the name of a person, animal, place or a thing.



Put the nouns into the correct box.

tiger teacher shop book doctor
pen beach elephant school dog
boy bag computer park dad
cat



Person

Animal



Place



Thing



Fill in the blanks with the correct feminine pair you can find in the box:

duck	bee	sow	tigress	vixen
cow	peahen	lioness	ewe	hen
bitch	hind	mare	goose	

1. fox _____

2. peacock _____

3. bull _____

4. lion _____

5. drone _____

6. gander _____

7. stag _____

8. drake _____

9. boar _____

10. dog _____

11. stallion _____

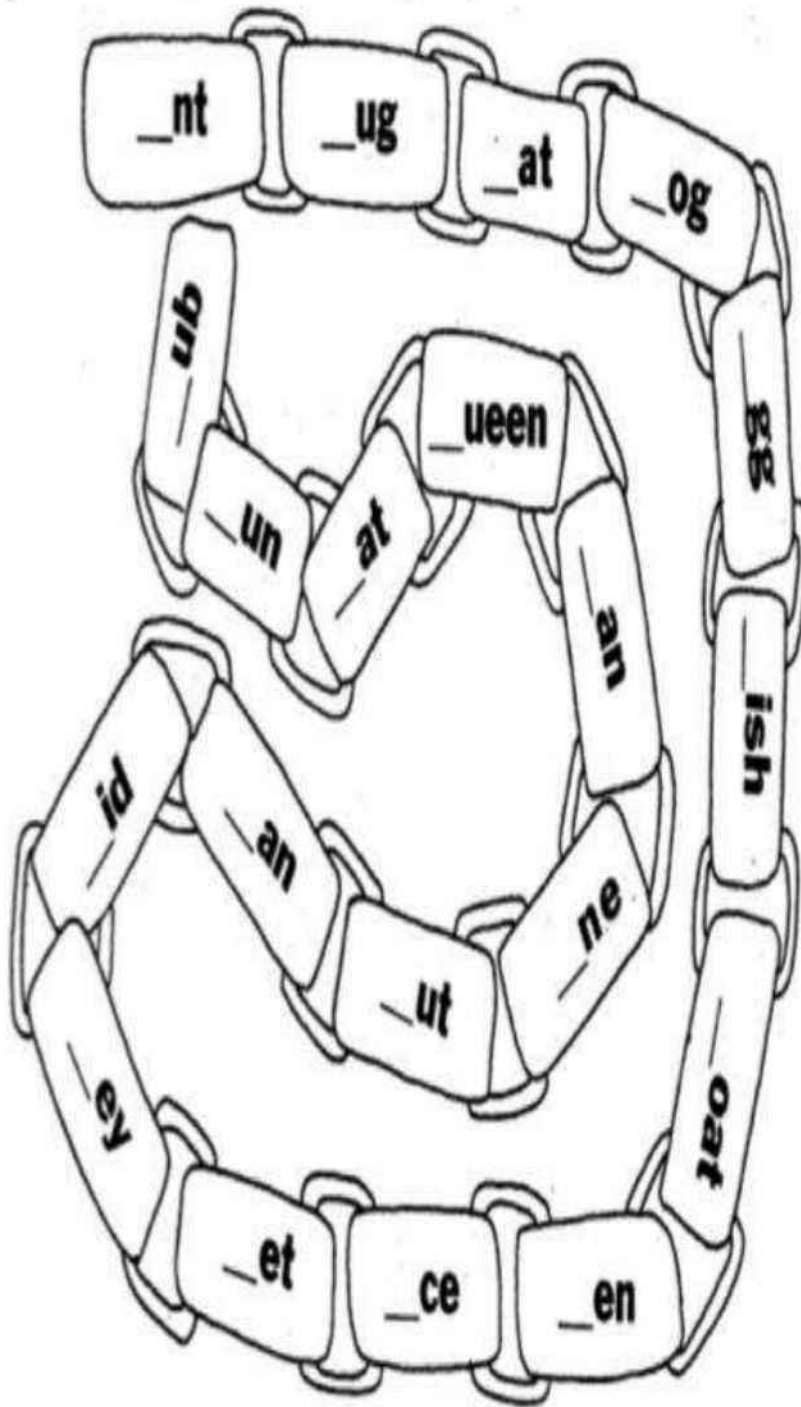
12. cock _____

13. tiger _____

14. ram _____



Make an alphabet chain. Write one letter to make a word for each link. Begin with letter a. Continue using the letters of the alphabet in order as given in the box.



SUBJECT: ENGLISH

TOPIC: PICTURE COMPOSITION

Complete the sentences by dragging and dropping the words from the help box:



happy reading park playing jumping pulling

1. This is a scene of a _____.
2. The children are _____.
3. The girl is _____ a book.
4. One boy is _____ happily.
5. Another boy is _____ the cart.
6. Everybody is looking _____.

Use 'a' or 'an' to fill the blanks.

1. I see _____ apple on the table.
2. She has _____ orange pencil.
3. He found _____ egg in the nest.
4. I have _____ ball to play with.
5. That is _____ elephant.
6. I saw _____ cat in the garden.
7. He bought _____ ice cream.
8. She has _____ umbrella.
9. We saw _____ owl at night.
10. I want _____ toy for my birthday.
11. He ate _____ banana.
12. She has _____ eraser in her box.
13. I see _____ ant on the floor.
14. He read _____ book before bed.
15. We have _____ apple and _____ orange.

Sri Guru Harkrishan Public School

Holidays homework,2025

Class -I

Subject :EVS

My Family

1) Make a family tree using photos of your family members.

Myself

2) Draw a picture of yourself and label 5 body parts (eyes, nose, hands ,legs ,ears)

Food

3) Paste them into columns healthy food and junk food.

Instructions

All holidays homework should be done in scrapbook .

Revise previous syllabus.

Read Lesson no: 8,9,10

My Body

Write any function of the given body part:

eyes: _____

nose: _____

ears: _____

fingers: _____

mouth: _____

hand: _____

leg: _____

Did you know?
Our eyes are always
the same from birth.



Meet my friends. Answer their questions.



1. I am John. I am eating. Which body part/parts am I using?



2. I am Mohan. I am skipping. Which body part/parts am I using?




3. I am Sita. I am writing. Which body part/parts am I using?



4. I am Rohan. I am playing football. Which body part/parts am I using?



Skill: Functions of parts of our body



Look at the pictures on each row and choose the right sense organ.



Healthy Food and Junk Food

Click on the box below the picture to identify the Healthy Food with a Tick Sign



healthy
junk

Choose

☐☐☐☐☐☐☐☐☐☐☐☐☐☐☐

Clothes

Find 8 words. Write.

T	R	O	U	S	E	R	S
S	O	C	X	K	S	I	H
H	Y	H	A	I	H	J	I
I	U	A	F	R	B	U	R
R	L	T	D	T	P	M	T
T	S	O	C	K	S	P	Y
S	H	O	R	T	S	E	H
J	S	H	O	E	S	R	G



1



2



3



4



5



6



7


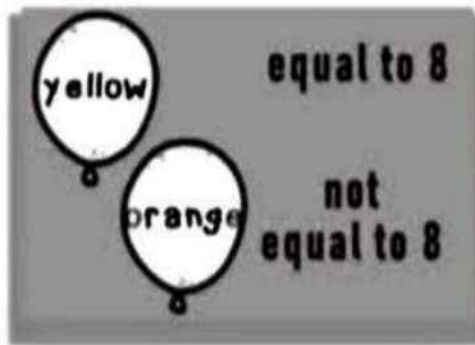


8

Name: _____

Find and COLOR 8

Find the balloons that add up to 8.
Color them yellow. Color the rest of
the balloons orange.



Before	Between	After
____ 29	33 ____ 35	17 ____
____ 18	5 ____ 7	30 ____
____ 36	21 ____ 23	9 ____
____ 7	12 ____ 14	25 ____
____ 25	19 ____ 21	11 ____
____ 31	37 ____ 39	39 ____
____ 1	7 ____ 9	3 ____
____ 23	26 ____ 28	29 ____



1. ਤਸਵੀਰ ਲਈ ਸਹੀ ਅੱਖਰ ਚੁਣੋ।



ਹ ☐ ਏ ☐



ਸ ☐ ਓ ☐



ਚ ☐ ਛ ☐



ਖ ☐ ਕ ☐

2. ਖਾਲੀ ਥਾਵਾਂ ਭਰੋ।

ਉ

ਅ

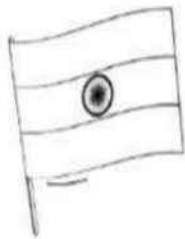
ਸ

ਓ

ਏ

ਹ

3. ਰੰਗ ਭਰੋ ਅਤੇ ਤਸਵੀਰ ਨਾਲ ਸਬੰਧਤ ਅੱਖਰ ਲਿਖੋ।



4. ਆਓ ਸੁੰਦਰ ਲਿਖੀਏ।

ਕ

ਖ

ਗ

ਘ

ਙ

ਚ

ਛ

ਜ

ਝ

ਞ

6. ਸ਼ਬਦ ਬਣਾਓ, ਗੋਲਾ ਲਗਾਓ।

ਸ	ੜ	ਕ	ਖ	ਮ	ਸ
ਹ	ਸ	ਮ	ਲ	ਟ	ਬ
ਕ	ਲ	ਲ	ਯ	ਰ	ਕ

7. ਮਿਲਾਣ ਕਰੋ।



ਤਰ



ਜਲ



ਘਰ

ਉ ਤੋਂ ਵ ਤੱਕ ਵਰਕਸ਼ੀਟਾਂ ਦੀ ਸਹਾਇਤਾ ਨਾਲ ਲਿਖੋ ਤੇ ਯਾਦ ਕਰੋ:-

ਖਾਲੀ ਸਥਾਨ ਭਰੋ-

ਉ _____ ਏ _____ ਹ

_____ ਖ _____ ਘ _____

ਚ _____ ਜ _____ ਵ

ਅਗਲਾ ਅੱਖਰ ਲਿਖੋ- ਪਿਛਲਾ ਅੱਖਰ ਲਿਖੋ

1. _____ ਅ

1. ਏ _____

2. _____ ਭ

2. ਝ _____

3. _____ ਖ

3. ਅ _____

4. _____ ਘ

4. ਸ _____

5. _____ ਛ

5. ਘ _____

6. _____ ਉ

6. ਝ _____

7. _____ ਛ

7. ਛ _____

(4) ਵਿਚਕਾਰਲਾ ਅੱਖਰ ਲਿਖੋ-

1. ਉ _____ ਏ

4. ਏ _____ ਹ

2. ਸ _____ ਕ

5. ਛ _____ ਜ

3. ਖ _____ ਘ

चित्र के पहले अक्षर को ढूँढ़कर गोला बनाइए-



आ अ ऊ इ



इ ई ऊ ए



उ ऊ ई इ



आ उ इ ऊ




ऊ अ ऊ इ




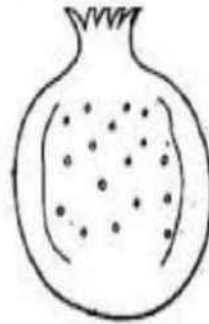
ऊ ई आ अ

चित्र देखकर पहला अक्षर लिखे और रंग भरें

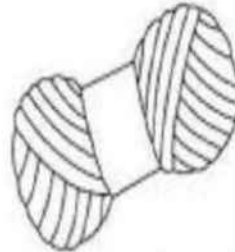




















वर्णमाला
अ से झ तक

वर्णमाला पूरी करें :-

अ

ई

ए

अं

क

ड

छ

ज

अ

ढ

ण

त

न

प

व

श

झ

