

SRI GURU HARKRISHAN PUBLIC SCHOOL, DUGRI ROAD, LDH

SUMMER BREAK ASSIGNMENTS (2025-26)

CLASS II



Dear Parents

Greetings !!!

As already intimated, the Summer Break is scheduled from **2nd June 2025 till 5th July 2025**. Summer Vacation has always been considered to be the most desirable period looked forward by children; when they can go beyond academics and embark on a journey of fun and adventure by reading books, exercising, meditating, and channelizing one's energy in a positive manner.

The Summer Break Assignments are designed in such a way that the students will learn by doing. The parents are requested to help the students in completing all the Assignments in a neat and clean handwriting. These assignments carry weightage so it is important for everyone to deposit them immediately after the Summer Break gets over.

We wish everyone a wonderful and well deserved Summer Break! May it be filled with relaxation, fun and creating cherished memories.

HAPPY SUMMER BREAK !!!



Regards
Principal

Class 2

English



**Summer
Vacation**

Worksheet

Name: _____

Section: _____

Roll-no: _____

Sub. Teacher: _____



COMMON NOUNS WORD SEARCH

Solve the following puzzle by finding all the hidden words!

M	O	L	L	P	A	B	S	P	I	P	G	E	E	I
C	H	O	A	N	D	L	O	I	W	S	G	I	R	L
A	N	C	L	P	O	R	T	G	O	H	C	H	P	G
R	C	E	B	C	G	I	C	H	I	L	D	A	I	O
C	F	K	O	O	B	C	A	O	B	E	G	Y	T	H
A	A	L	P	N	I	G	E	H	E	E	B	P	W	O
L	M	C	G	P	I	C	I	O	A	B	O	S	L	C
E	I	O	B	E	O	S	I	S	C	N	O	H	B	P
C	L	I	O	N	L	B	P	H	H	E	C	O	W	E
Y	Y	Y	E	C	C	O	W	O	M	A	N	E	K	R
O	Y	I	Y	I	I	Y	T	A	B	L	E	S	E	S
C	E	A	F	L	T	T	C	L	H	T	Y	I	T	O
A	B	I	E	R	Y	N	A	G	Y	B	T	H	I	N
O	E	C	E	O	H	C	H	C	O	F	O	E	N	A
O	E	M	N	O	A	E	E	B	W	L	E	O	A	P

SHOES

COW

CITY

BOY

CHILD

GIRL

TABLE

WOMAN

CAR

BOOK

PENCIL

LION

FAMILY

PAGE

PERSON

BEACH

1 Join each word to a picture.

ride

tie

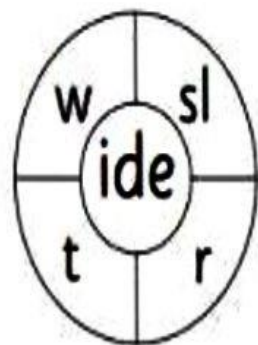
spine

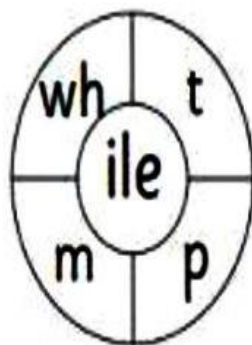
smile

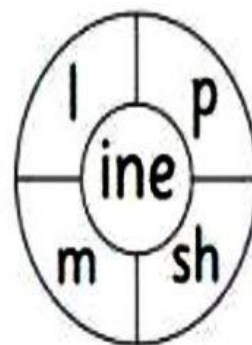
nine

kite

2 Use the word wheels to make words.







Describe the above picture in few sentences with the help of the clue

words:



bright sunny day pretty flowers green trees
swings benches children playing people slides

Gender of Nouns

Write the Opposite Gender of the words in the brackets.

1. My (sister) and _____ love swimming.
2. Mrs. Henry has a (daughter) and a _____.
3. The old (woman) and the old _____ are rocking in their chairs.
4. My (uncle) and my _____ are going on a vacation.
5. The (queen) and the _____ have on their crowns.
6. The (cow) and the _____ are eating my neighbour's grass.
7. There are (witches) and _____ in the movie Harry Potter.
8. The (tigress) and the _____ are in the zoo.
9. The (waiter) brought our drinks and the _____ took our order for food.
10. The (princess) and the _____ married and lived happily ever after.
11. The (duck) and the _____ loves swimming in the pond.
12. The (widower) and the _____ are mourning the loss of their loved ones.
13. The (boy) and the _____ love going to the park.
14. The farmer has a (cock) and a _____ on his farm.
15. I saw a (stallion) and a _____ on a race track.



Use the correct preposition in the following sentences.

1. The book is _____ the table.
2. The ball is _____ the chair.
3. The toys are _____ the box.
4. The picture is _____ the bed.
5. The lid _____ the jar is open.
6. He jumped _____ the pool.
7. The pen is _____ my pencil box.
8. There is a clock _____ the wall.
9. The cat is hiding _____ the bed.
10. The fan is _____ my head.
11. The color _____ the flower is red.
12. She poured milk _____ the glass.
13. The shoes are _____ the table.
14. The fruit is _____ the basket.
15. The bird is sitting _____ the tree.
16. The photo is hanging _____ the sofa.
17. The leaves _____ the tree are green.
18. He put the money _____ his pocket.
19. The mat is _____ the floor.
20. The toy is _____ the bag.

MATH

Sri Guru Harkrishan Public School

Class 2 2025-26

Holiday Homework

Q-1 Write the numbers for each expanded form:

a) $100+20+5=$ _____

b) $100+70+1=$ _____

c) $100+50+3=$ _____

d) $100+10+1=$ _____

e) $100+60+3=$ _____

f) $100+40+9=$ _____

Q-2 Write the expanded form of each numbers :

a) 1hundred+1tens+3ones= _____

b) 1hundred+4tens= _____

c) 1hundred+6tens= _____

d) 1hundred+5tens+2ones= _____

Q-3 Circle the even numbers:

a) 36,91,42,23

b) 41,22,12,15

c) 96,82,71,63

d) 25,16,12,39

Q-4 Circle the odd numbers :

a) 17,24,52,23

b) 33,41,20,16

c) 59,82,71,60

d) 69,38,47,26

Q-5 Fill in the blanks :

$3 \times 1 =$ _____

$0 \times 1 =$ _____

$9 \times 1 =$ _____

$3 \times 3 =$ _____

$9 \times 4 =$ _____

Q-6 Multiply and write the answer :

$8 \quad 2 \quad 8$

$\times 2 \quad \times 4 \quad \times 7$

$$\begin{array}{r} 2 \\ \times 2 \\ \hline \hline \end{array}$$

$$\begin{array}{r} 9 \\ \times 3 \\ \hline \hline \end{array}$$

$$\begin{array}{r} 5 \\ \times 6 \\ \hline \hline \end{array}$$

$$\begin{array}{r} 4 \\ \times 9 \\ \hline \hline \end{array}$$

$$\begin{array}{r} 9 \\ \times 2 \\ \hline \hline \end{array}$$

$$\begin{array}{r} 3 \\ \times 3 \\ \hline \hline \end{array}$$

Q-7 Addition sums :

$$\begin{array}{r} \text{HTO} \\ 123 \\ +143 \\ \hline \hline \end{array}$$

$$\begin{array}{r} \text{HTO} \\ 175 \\ +121 \\ \hline \hline \end{array}$$

$$\begin{array}{r} \text{HTO} \\ 156 \\ +131 \\ \hline \hline \end{array}$$

$$\begin{array}{r} \text{HTO} \\ 158 \\ +125 \\ \hline \hline \end{array}$$

$$\begin{array}{r} \text{HTO} \\ 157 \\ +122 \\ \hline \hline \end{array}$$

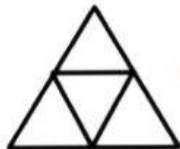
$$\begin{array}{r} \text{HTO} \\ 127 \\ +175 \\ \hline \hline \end{array}$$

$$\begin{array}{r} \text{HTO} \\ 163 \\ +123 \\ \hline \hline \end{array}$$

$$\begin{array}{r} \text{HTO} \\ 183 \\ +132 \\ \hline \hline \end{array}$$

MENTAL MATHS

1



Count the number of triangles.

2 Find the missing figure-



3 How many straight lines in rectangle  ?

4 Circle has vertices.

5 has three sides.

6 Make greatest number using 1,5,3=

7 What comes just after 630=

8 Write number name for 542=.....

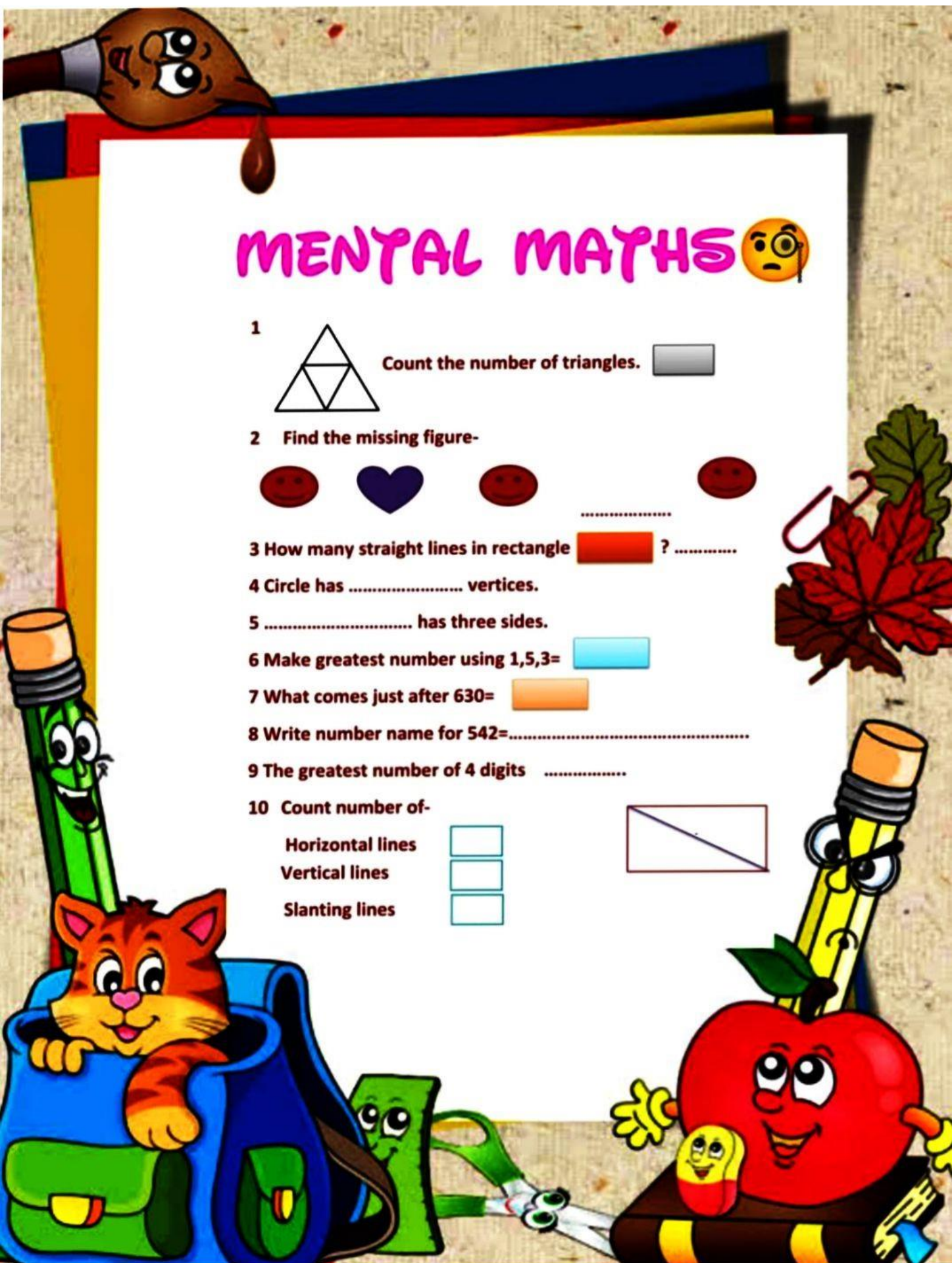

9 The greatest number of 4 digits

10 Count number of-

Horizontal lines

Vertical lines

Slanting lines





HOLIDAY HOMEWORK

ਜਮਾਤ-ਦੂਜੀ

ਵਿਸ਼ਾ-ਪੰਜਾਬੀ

ਪ੍ਰ1- ਆਪਣੇ ਦਾਦਾ-ਦਾਦੀ ਜਾਂ ਨਾਨਾ ਨਾਨੀ ਨਾਲ ਕੋਈ ਖੇਡ ਖੇਡਦਿਆਂ ਦੀ ਫੋਟੋ ਚਿਪਕਾਉ ਅਤੇ ਉਸ ਖੇਡ ਉੱਤੇ ਕੋਈ ਪੰਜ ਵਾਕ ਲਿਖੋ

ਪ੍ਰ2-ਆਪਣੀ ਮਾਂ-ਬੋਲੀ ਬਾਰੇ ਤਿੰਨ ਚਾਰ ਸਤਰਾਂ ਲਿਖੋ।

ਪ੍ਰ3-ਕਿਸੇ ਮੇਲੇ ਦਾ ਚਿੱਤਰ ਬਣਾਉ ਅਤੇ ਦਸੋ ਮੇਲੇ ਵਿੱਚ ਕੀ-ਕੀ ਹੁੰਦਾ ਹੈ।

ਪੰਜਾਬ ਵਿੱਚ ਮਨਾਏ ਜਾਣ ਵਾਲੇ ਮੇਲਿਆਂ ਦੇ ਨਾਂ ਲਿਖੋ।

ਪ੍ਰ4-ਉ ਤੋਂ ਲ ਤੱਕ ਪੰਜ ਵਾਰੀ ਸੋਹਣੀ ਲਿਖਾਈ ਵਿੱਚ ਲਿਖੋ।

ਪ੍ਰ5- ਆਪਣੇ ਨੇੜੇ ਦੇ ਬਾਜ਼ਾਰ ਵਿੱਚ ਮਿਲਣ ਵਾਲੀਆਂ ਚੀਜ਼ਾਂ ਦੇ ਨਾਂ ਲਿਖੋ।

ਕਿਸੇ ਇੱਕ ਵਸਤੂ ਦਾ ਚਿੱਤਰ ਬਣਾਉ ਜਾਂ ਚਿਪਕਾਉ ਜੋ ਤੁਸੀਂ ਬਾਜ਼ਾਰ ਵਿੱਚੋਂ ਖਰੀਦਣਾ ਚਾਹੁੰਦੇ ਹੋ।

ਪ੍ਰ6- ਸਾਰੀਆਂ ਮਾਤਰਾਵਾਂ ਦੇ 10-10 ਸ਼ਬਦ ਲਿਖੋ।

ਪ੍ਰ7-ਸੁਲੇਖ ਮਾਲਾ ਵਿੱਚ 1 ਤੋਂ 30 ਤੱਕ ਸੁੰਦਰ ਲਿਖਾਈ ਲਿਖੋ।

ਰੋਜ਼ ਦਸ ਅੱਖੇ ਸ਼ਬਦ ਲਿਖੋ।

हिंदी

Holidays homework Class-2nd

1. पाँच पक्षियों के नाम लिखें और चित्र भी चिपकाए।
2. आ, इ, ई, उ की मात्राओं के दस-2 शब्द लिखें।
3. पाँच बोझ ढोने वाले जानवरों के नाम लिखे और चित्र भी चिपकाए।



1 स्वर - वर्णों को सही क्रम से लगाओ -

ओ ऐ इ अं उ अ ए औ ई अः ऊ ऋ आ

2 व्यंजन - वर्णों के वर्ग को सही क्रम में लगाओ -

त थ द ध न

च छ ज झ ञ

क ख ग घ ङ

ट ठ ड ढ ण



चित्र को ध्यान से देखकर खाली स्थान भरो।

(बकरी बादल आम पक्षी बेंच खिड़कियाँ)



- आकाश में तीन..... उड़ रहे हैं।
- चित्र मेंका एक पेड़ है।
- पेड़ के पास एक..... रखी है।
- सूरज..... के पीछे छिप गया है।
- घर में तीन नीले रंग की..... है।
- चित्र में.....घास खा रही है।



EVS

Critical Thinking & Creative Thinking Skills

Shri Guru harkishan Public School

Class II

Holidays homework ,2025

Subject EVS

Myself

Write five lines on myself and decorate it beautifully.

Our body

Draw or paste five sense organs

Growing up

Paste photo when you were a baby and paste your recent photograph.

Our food

Paste pictures of three healthy and three junk foods.

Our clothes we wear

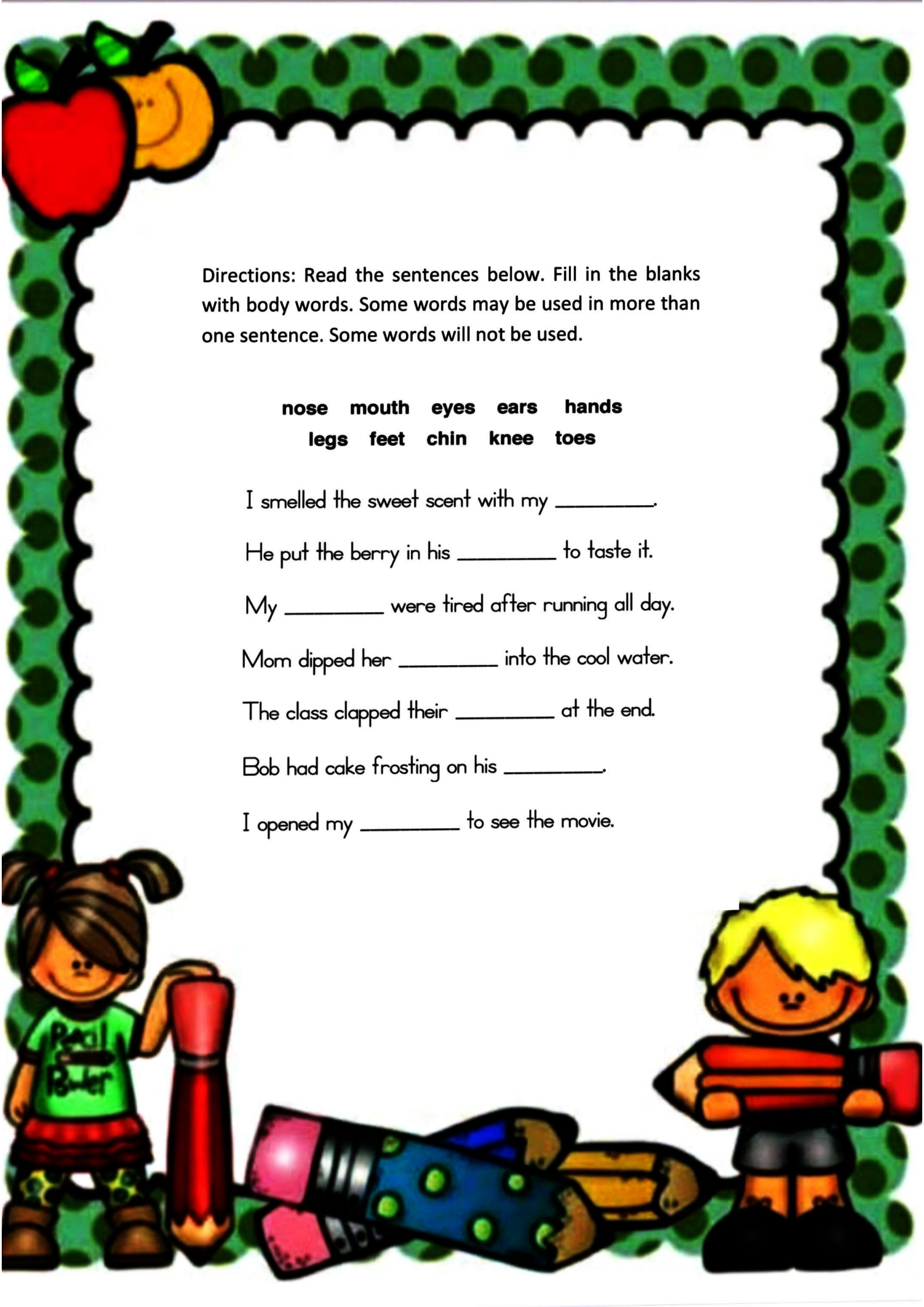
Paste the different kinds of clothes according to the season.

Instructions:

All holidays homework should be done in scrapbook.

Revise previous syllabus.





Directions: Read the sentences below. Fill in the blanks with body words. Some words may be used in more than one sentence. Some words will not be used.

nose mouth eyes ears hands
legs feet chin knee toes

I smelled the sweet scent with my _____.

He put the berry in his _____ to taste it.

My _____ were tired after running all day.

Mom dipped her _____ into the cool water.

The class clapped their _____ at the end.








Bob had cake frosting on his _____.

I opened my _____ to see the movie.

Time to Think 🤔

Body Parts Riddles

Read the sentences and complete with words from the Word bank.

			
feet	hands	stomach	chin
			
legs	thumb	eyes	shoulders

1. We have two of these. We used them for walking. We wear pants on them. _____
2. We have two and we use them for clapping, writing, etc. We wear gloves on them. _____
3. We put our shoes on these. _____
4. A short thick finger. We put it up to show we like something. _____
5. This is where your food goes when you eat. _____
6. The part of the face under your mouth. _____
7. You use these to see things. _____
8. These connect your arms to your body. _____



COOKING WITHOUT FIRE ACTIVITY

Make any refreshing summer drink, note down its name and ingredients. Also, capture the moment of enjoying it.

NAME OF THE DRINK

INGREDIENTS

*Happy
Holidays*

CAPTURED MOMENT

